




KINGDOM OF CAMBODIA
NATION RELIGION KING



TOURISM STATISTICS REPORT

February 2021

MINISTRY OF TOURISM
NATIONAL INSTITUTE OF TOURISM
TOURISM STATISTICS DEPARTMENT
No. A3, Street 169, Sangkat Veal Vong, Khan 7 Makara, Phnom Penh, Cambodia.
Telegram Chanel: Tourism_Statistics
E-mail: kong@tourism.gov.kh
Website: www.tourism.gov.kh

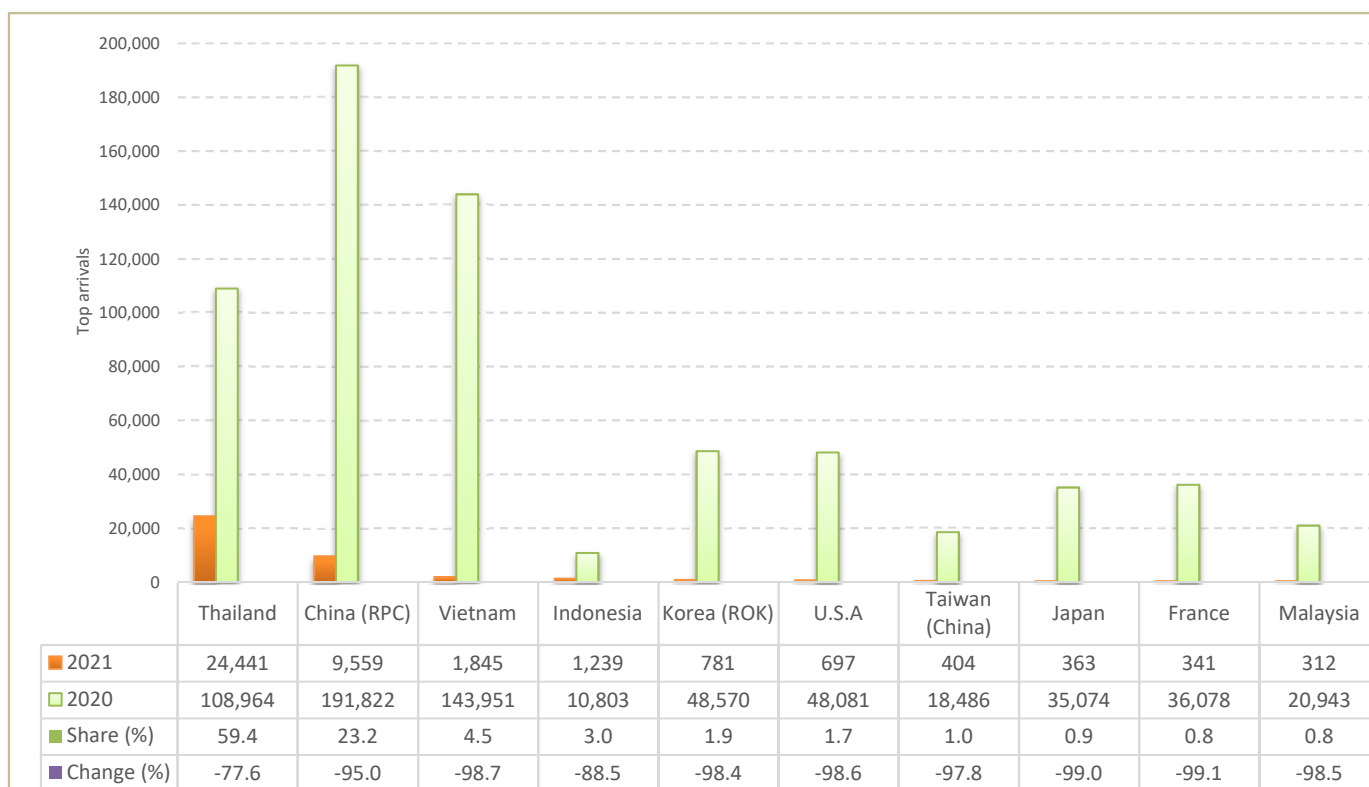
CAMBODIA: TOURISM STATISTICS REPORT IN FEBRUARY 2021

I. INBOUND TOURISM

1. International tourist arrivals in January - February 2021

	Inbound tourism			Share (%) 2021*	Change (%)	
	2019	2020	2021		20/19	2021*/20
Air	842,679	542,585	15,743	38.3	-35.6	-97.1
Phnom Penh Int'l Airport (PNH)	367,134	289,553	12,753	31.0	-21.1	-95.6
Siem Reap Int'l Airport (REP)	400,442	217,738	0	0.0	-45.6	-100.0
Kong Keng (KOS)	75,103	35,294	2,990	7.3	-53.0	-91.5
Land and Waterways	402,010	389,241	25,404	61.7	-3.2	-93.5
Land	355,990	343,693	25,404	61.7	-3.5	-92.6
Waterways	46,020	45,548	0	0.0	-1.0	-100.0
Total	1,244,689	931,826	41,147	100.0	-25.1	-95.6

2. Top ten markets arrivals in January - February 2021



II. OUTBOUND TOURISM

Outbound tourism in January - February 2021

	Outbound tourism			Change (%)	
	2019	2020	2021	20/19	2021*/20
Cambodia Outbound Tourists	300,749	258,537	3,683	-14.0	-98.6
International Tourists Departure	1,137,882	961,205	45,502	-15.5	-95.3

III. INTERNAL TOURISM

Domestic and foreign visitors' arrivals to the regions in January - February 2021

	January - February 2020		January - February 2021		Change 2021*/20 (%)	
	KHM	FOR	KHM	FOR	KHM	FOR
Phnom Penh	409,456	590,332	353,152	36,953	-13.8	-93.7
Siem Reap Angkor	161,800	341,494	114,505	4,194	-29.2	-98.8
Coastal Zone	902,180	218,829	816,921	35,545	-9.5	-83.8
Preah Sihanouk	213,138	129,370	482,851	30,495	126.5	-76.4
Eco-tourism Zone	130,495	16,901	121,935	1,988	-6.6	-88.2
Total	1,603,931	1,167,556	1,406,513	78,680	-12.3	-93.3

Note:

KHM: Cambodia visitors

FOR: Foreign visitors

Source: Tourism Statistics Department, MOT.

International Tourist Arrivals to Cambodia by Country of Residence in January - February 2021

(by all means of transportation)

Regions Country of Residence	2020	2021					Share 2021* (%)	Change 2021*/20 (%)
		Purposes of Visit			Total			
		Holiday	Business	Others	Male	Female		
Grand Total	931,826	23,462	15,934	1,751	41,147	4,479	100.0	-95.6
Asia and the Pacific	668,793	23,401	14,964	1,142	39,507	3,850	96.0	-94.1
ASEAN (Southeast Asia)	334,938	23,266	3,945	902	28,113	1,388	68.3	-91.6
Brunei Darussalam	134	0	0	0	0	0	0.0	-100.0
Indonesia	10,803	12	1,226	1	1,239	235	3.0	-88.5
Lao PDR	27,608	0	22	0	22	6	0.1	-99.9
Malaysia	20,943	19	283	10	312	55	0.8	-98.5
Myanmar	2,191	4	32	1	37	17	0.1	-98.3
Philippines	11,652	14	106	12	132	55	0.3	-98.9
Singapore	8,676	4	80	1	85	15	0.2	-99.0
Thailand	108,964	23,196	380	865	24,441	493	59.4	-77.6
Timor Leste	16	0	0	0	0	0	0.0	-100.0
Vietnam	143,951	17	1,816	12	1,845	512	4.5	-98.7
Northeast Asia	294,505	114	10,841	162	11,117	2,390	27.0	-96.2
China	191,822	67	9,427	65	9,559	1,993	23.2	-95.0
Hong Kong (China)	262	0	2	0	2	0	0.0	-99.2
Japan	35,074	1	348	14	363	89	0.9	-99.0
Korea (ROK)	48,570	19	690	72	781	201	1.9	-98.4
Macau (China)	26	0	0	0	0	0	0.0	-100.0
Mongolia	265	3	3	2	8	0	0.0	-97.0
Taiwan (China)	18,486	24	371	9	404	107	1.0	-97.8
Southern Asia	15,022	18	117	6	141	20	0.3	-99.1
Afghanistan	41	0	1	0	1	0	0.0	-97.6
Bangladesh	1,286	0	23	1	24	4	0.1	-98.1
Bhutan	37	0	1	0	1	0	0.0	-97.3
India	11,250	3	50	1	54	10	0.1	-99.5
Iran	250	2	1	0	3	0	0.0	-98.8
Nepal	581	0	1	2	3	1	0.0	-99.5
Pakistan	944	0	9	0	9	0	0.0	-99.0
Srilanka	633	13	31	2	46	5	0.1	-92.7
Oceania	24,115	3	59	71	133	52	0.3	-99.4
Australia	20,170	2	45	43	90	39	0.2	-99.6
Fiji	65	0	0	0	0	0	0.0	-100.0
New Zealand	3,880	1	14	28	43	13	0.1	-98.9
Other Asia & the Pacific	213	0	2	1	3	0	0.0	-98.6
Europe	188,127	33	555	179	767	293	1.9	-99.6
Northern Europe	50,985	3	135	12	150	47	0.4	-99.7
Denmark	3,632	1	10	2	13	4	0.0	-99.6
Finland	1,761	0	4	2	6	4	0.0	-99.7
Iceland	192	0	0	0	0	0	0.0	-100.0
Ireland	2,120	0	8	0	8	1	0.0	-99.6
Norway	2,375	0	1	1	2	0	0.0	-99.9
Sweden	4,031	0	11	1	12	2	0.0	-99.7
United Kingdom	36,874	2	101	6	109	36	0.3	-99.7
Western Europe	74,760	19	313	157	489	200	1.2	-99.3
Austria	3,018	0	6	1	7	1	0.0	-99.8
Belgium	3,428	0	8	4	12	4	0.0	-99.6
France	36,078	17	198	126	341	143	0.8	-99.1
Germany	22,110	2	70	12	84	30	0.2	-99.6
Luxembourg	150	0	0	0	0	0	0.0	-100.0
Monaco	23	0	0	0	0	0	0.0	-100.0
Netherlands	5,242	0	13	2	15	7	0.0	-99.7
Switzerland	4,711	0	18	12	30	15	0.1	-99.4
Central / Eastern Europe	37,127	7	62	4	73	30	0.2	-99.8
Bulgaria	751	0	3	0	3	2	0.0	-99.6
Czech Republic	1,924	0	5	1	6	5	0.0	-99.7
Estonia	454	0	0	0	0	0	0.0	-100.0
Hungary	2,400	0	3	0	3	1	0.0	-99.9
Kazakhstan	552	1	8	0	9	5	0.0	-98.4
Kyrgyzstan	119	0	0	0	0	0	0.0	-100.0
Latvia	309	0	1	0	1	1	0.0	-99.7
Lithuania	763	0	0	0	0	0	0.0	-100.0
Poland	6,717	0	9	1	10	2	0.0	-99.9
Romania	1,183	1	6	0	7	5	0.0	-99.4
Russian Federation	18,086	2	9	2	13	3	0.0	-99.9
Slovakia	962	2	12	0	14	3	0.0	-98.5
Ukraine	2,657	1	6	0	7	3	0.0	-99.7
Uzbekistan	250	0	0	0	0	0	0.0	-100.0

International Tourist Arrivals to Cambodia by Country of Residence in January - February 2021

(by all means of transportation)

Regions Country of Residence	2020	2021					Share 2021* (%)	Change 2021*/20 (%)
		Purposes of Visit			Total	Female		
		Holiday	Business	Others				
Grand Total	931,826	23,462	15,934	1,751	41,147	4,479	100.0	-95.6
Southern Europe	18,553	3	35	6	44	13	0.1	-99.8
Croatia	520	0	0	0	0	0	0.0	-100.0
Greece	497	0	1	0	1	0	0.0	-99.8
Italy	10,232	0	19	4	23	6	0.1	-99.8
Malta	106	0	0	0	0	0	0.0	-100.0
Portugal	1,491	1	2	1	4	1	0.0	-99.7
Serbia	449	0	1	0	1	0	0.0	-99.8
Slovenia	451	0	3	0	3	0	0.0	-99.3
Spain	4,807	2	9	1	12	6	0.0	-99.8
East Mediterranean Europe	6,573	1	9	0	10	3	0.0	-99.8
Israel	4,409	0	1	0	1	0	0.0	-100.0
Turkey	2,164	1	8	0	9	3	0.0	-99.6
Other Europe	129	0	1	0	1	0	0.0	-99.2
Americas	71,245	12	360	426	798	315	1.9	-98.9
North America	62,509	12	338	422	772	309	1.9	-98.8
Canada	13,147	1	45	26	72	29	0.2	-99.5
Mexico	1,281	1	2	0	3	0	0.0	-99.8
United States of America	48,081	10	291	396	697	280	1.7	-98.6
Central America	191	0	0	0	0	0	0.0	-100.0
Costa Rica	128	0	0	0	0	0	0.0	-100.0
Honduras	34	0	0	0	0	0	0.0	-100.0
Jamaica	29	0	0	0	0	0	0.0	-100.0
South America	8,453	0	21	4	25	6	0.1	-99.7
Argentina	2,217	0	2	0	2	0	0.0	-99.9
Brazil	3,375	0	11	3	14	3	0.0	-99.6
Chile	1,387	0	1	0	1	0	0.0	-99.9
Colombia	773	0	3	0	3	2	0.0	-99.6
Ecuador	113	0	2	0	2	1	0.0	-98.2
Peru	277	0	0	0	0	0	0.0	-100.0
Uruguay	204	0	1	1	2	0	0.0	-99.0
Venezuela	107	0	1	0	1	0	0.0	-99.1
Other America	92	0	1	0	1	0	0.0	-98.9
Africa	2,632	3	45	1	49	17	0.1	-98.1
North Africa	390	1	2	0	3	2	0.0	-99.2
Morocco	256	1	0	0	1	1	0.0	-99.6
Sudan	34	0	0	0	0	0	0.0	-100.0
Tunisia	100	0	2	0	2	1	0.0	-98.0
Subsaharan Africa	2,217	2	43	1	46	15	0.1	-97.9
Cameroon	68	0	3	0	3	0	0.0	-95.6
Congo	16	0	0	0	0	0	0.0	-100.0
Ghana	246	0	0	0	0	0	0.0	-100.0
Kenya	103	1	4	0	5	3	0.0	-95.1
Liberia	78	0	0	0	0	0	0.0	-100.0
Nigeria	142	0	13	0	13	1	0.0	-90.8
South Africa	1,436	1	20	0	21	10	0.1	-98.5
Tanzania	28	0	0	1	1	0	0.0	-96.4
Uganda	52	0	1	0	1	0	0.0	-98.1
Zimbabwe	48	0	2	0	2	1	0.0	-95.8
Other Africa	25	0	0	0	0	0	0.0	-100.0
Middle East	1,029	13	10	3	26	4	0.1	-97.5
Egypt	239	0	2	1	3	3	0.0	-98.7
Iraq	92	0	0	1	1	0	0.0	-98.9
Jordan	125	0	6	0	6	0	0.0	-95.2
Kuwait	70	1	2	0	3	1	0.0	-95.7
Oman	46	1	0	0	1	0	0.0	-97.8
Palestine	32	0	0	0	0	0	0.0	-100.0
Qatar	14	1	0	0	1	0	0.0	-92.9
Saudi Arabia	82	0	0	0	0	0	0.0	-100.0
Syria	71	1	0	0	1	0	0.0	-98.6
United Arab Emirates	32	9	0	1	10	0	0.0	-68.8
Yemen	209	0	0	0	0	0	0.0	-100.0
Other Middle East	17	0	0	0	0	0	0.0	-100.0

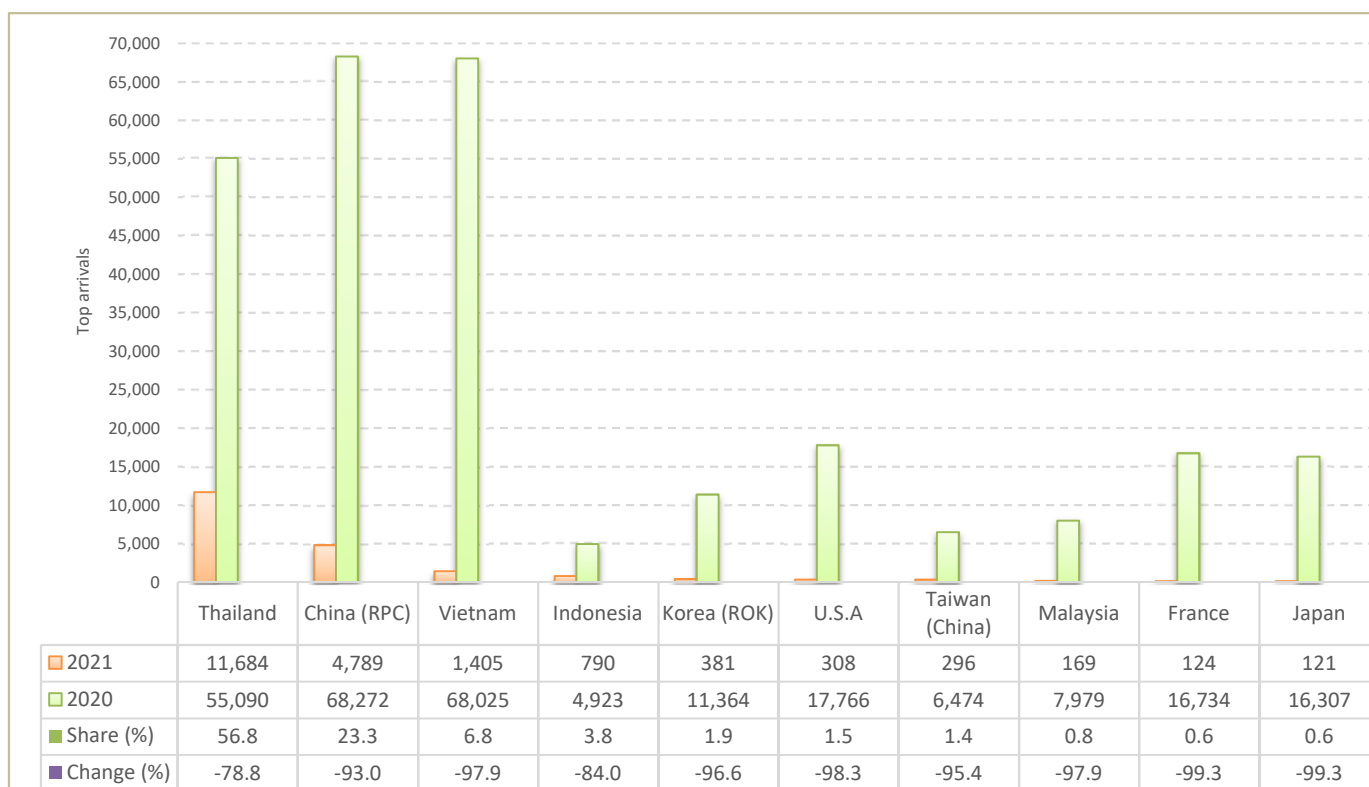
CAMBODIA: TOURISM STATISTICS REPORT IN FEBRUARY 2021

I. INBOUND TOURISM

1. International tourist arrivals in February 2021

	Inbound tourism			Share (%) 2021*	Change (%)	
	2019	2020	2021		20/19	2021*/20
Air	439,273	210,451	7,902	38.4	-52.1	-96.2
Phnom Penh Int'l Airport (PNH)	194,439	117,605	6,737	32.7	-39.5	-94.3
Siem Reap Int'l Airport (REP)	197,172	74,961	0	0.0	-62.0	-100.0
Kong Keng (KOS)	47,662	17,885	1,165	5.7	-62.5	-93.5
Land and Waterways	158,210	173,412	12,678	61.6	9.6	-92.7
Land	136,654	154,281	12,678	61.6	12.9	-91.8
Waterways	21,556	19,131	0	0.0	-11.2	-100.0
Total	597,483	383,863	20,580	100.0	-35.8	-94.6

2. Top ten markets arrivals in February 2021



II. OUTBOUND TOURISM

Outbound tourism in February 2021

	Outbound tourism			Change (%)	
	2019	2020	2021	20/19	2021*/20
Cambodia Outbound Tourists	146,448	106,132	1,375	-27.5	-98.7
International Tourists Departure	527,257	352,801	18,371	-33.1	-94.8

III. INTERNAL TOURISM

Domestic and foreign visitors' arrivals to the regions in February 2021

	February 2020		February 2021		Change 2021*/20 (%)	
	KHM	FOR	KHM	FOR	KHM	FOR
Phnom Penh	209,249	264,930	186,174	17,599	-11.0	-93.4
Siem Reap Angkor	50,214	118,933	111,700	2,981	122.4	-97.5
Coastal Zone	392,888	96,039	432,935	19,269	10.2	-79.9
Preah Sihanouk	93,000	58,800	232,142	16,708	149.6	-71.6
Eco-tourism Zone	42,066	9,355	65,443	1,197	55.6	-87.2
Total	694,417	489,257	796,252	41,046	14.7	-91.6

Note:

KHM: Cambodia visitors

FOR: Foreign visitors

Source: Tourism Statistics Department, MOT.

International Tourist Arrivals to Cambodia by Country of Residence in February 2021

(by all means of transportation)

Regions Country of Residence	2020	2021					Share 2021* (%)	Change 2021*/20 (%)
		Purposes of Visit			Total			
		Holiday	Business	Others	Male	Female		
Grand Total	383,863	11,222	8,585	773	20,580	2,185	100.0	-94.6
Asia and the Pacific	268,982	11,197	8,198	510	19,905	1,926	96.7	-92.6
ASEAN (Southeast Asia)	153,850	11,149	2,634	401	14,184	758	68.9	-90.8
Brunei Darussalam	40	0	0	0	0	0	0.0	-100.0
Indonesia	4,923	7	782	1	790	157	3.8	-84.0
Lao PDR	9,758	0	19	0	19	6	0.1	-99.8
Malaysia	7,979	10	153	6	169	28	0.8	-97.9
Myanmar	629	1	7	1	9	4	0.0	-98.6
Philippines	4,482	6	53	2	61	24	0.3	-98.6
Singapore	2,917	2	45	0	47	6	0.2	-98.4
Thailand	55,090	11,118	182	384	11,684	249	56.8	-78.8
Timor Leste	7	0	0	0	0	0	0.0	-100.0
Vietnam	68,025	5	1,393	7	1,405	284	6.8	-97.9
Northeast Asia	102,566	43	5,472	74	5,589	1,127	27.2	-94.6
China	68,272	25	4,727	37	4,789	931	23.3	-93.0
Hong Kong (China)	56	0	0	0	0	0	0.0	-100.0
Japan	16,307	1	115	5	121	32	0.6	-99.3
Korea (ROK)	11,364	4	350	27	381	87	1.9	-96.6
Macau (China)	5	0	0	0	0	0	0.0	-100.0
Mongolia	88	1	0	1	2	0	0.0	-97.7
Taiwan (China)	6,474	12	280	4	296	77	1.4	-95.4
Southern Asia	5,483	2	66	2	70	16	0.3	-98.7
Afghanistan	19	0	1	0	1	0	0.0	-94.7
Bangladesh	575	0	21	0	21	4	0.1	-96.3
Bhutan	5	0	0	0	0	0	0.0	-100.0
India	3,972	1	28	1	30	8	0.1	-99.2
Iran	100	0	0	0	0	0	0.0	-100.0
Nepal	230	0	0	1	1	1	0.0	-99.6
Pakistan	384	0	6	0	6	0	0.0	-98.4
Sri Lanka	198	1	10	0	11	3	0.1	-94.4
Oceania	7,048	3	26	33	62	25	0.3	-99.1
Australia	6,083	2	22	17	41	18	0.2	-99.3
Fiji	14	0	0	0	0	0	0.0	-100.0
New Zealand	951	1	4	16	21	7	0.1	-97.8
Other Asia & the Pacific	35	0	0	0	0	0	0.0	-100.0
Europe	86,546	13	201	61	275	101	1.3	-99.7
Northern Europe	23,562	3	44	5	52	12	0.3	-99.8
Denmark	1,834	1	3	1	5	1	0.0	-99.7
Finland	842	0	1	0	1	0	0.0	-99.9
Iceland	64	0	0	0	0	0	0.0	-100.0
Ireland	870	0	4	0	4	0	0.0	-99.5
Norway	1,231	0	1	1	2	0	0.0	-99.8
Sweden	1,889	0	3	0	3	1	0.0	-99.8
United Kingdom	16,832	2	32	3	37	10	0.2	-99.8
Western Europe	35,917	5	114	49	168	62	0.8	-99.5
Austria	1,658	0	1	0	1	0	0.0	-99.9
Belgium	1,667	0	1	0	1	0	0.0	-99.9
France	16,734	5	79	40	124	45	0.6	-99.3
Germany	11,190	0	22	6	28	10	0.1	-99.7
Luxembourg	87	0	0	0	0	0	0.0	-100.0
Monaco	7	0	0	0	0	0	0.0	-100.0
Netherlands	2,389	0	4	0	4	2	0.0	-99.8
Switzerland	2,185	0	7	3	10	5	0.0	-99.5
Central / Eastern Europe	16,388	3	29	4	36	19	0.2	-99.8
Bulgaria	389	0	2	0	2	2	0.0	-99.5
Czech Republic	933	0	3	1	4	3	0.0	-99.6
Estonia	217	0	0	0	0	0	0.0	-100.0
Hungary	1,258	0	1	0	1	0	0.0	-99.9
Kazakhstan	221	1	2	0	3	2	0.0	-98.6
Kyrgyzstan	26	0	0	0	0	0	0.0	-100.0
Latvia	133	0	1	0	1	1	0.0	-99.2
Lithuania	343	0	0	0	0	0	0.0	-100.0
Poland	3,088	0	4	1	5	2	0.0	-99.8
Romania	383	0	3	0	3	3	0.0	-99.2
Russian Federation	7,838	1	7	2	10	3	0.0	-99.9
Slovakia	475	1	0	0	1	1	0.0	-99.8
Ukraine	1,008	0	6	0	6	2	0.0	-99.4
Uzbekistan	76	0	0	0	0	0	0.0	-100.0

International Tourist Arrivals to Cambodia by Country of Residence in February 2021

(by all means of transportation)

Regions Country of Residence	2020	2021					Share 2021* (%)	Change 2021*/20 (%)
		Purposes of Visit			Total	Female		
		Holiday	Business	Others				
Grand Total	383,863	11,222	8,585	773	20,580	2,185	100.0	-94.6
Southern Europe	8,016	1	14	3	18	8	0.1	-99.8
Croatia	166	0	0	0	0	0	0.0	-100.0
Greece	236	0	1	0	1	0	0.0	-99.6
Italy	4,225	0	8	3	11	4	0.1	-99.7
Malta	69	0	0	0	0	0	0.0	-100.0
Portugal	650	0	1	0	1	1	0.0	-99.8
Serbia	210	0	1	0	1	0	0.0	-99.5
Slovenia	201	0	1	0	1	0	0.0	-99.5
Spain	2,259	1	2	0	3	3	0.0	-99.9
East Mediterranean Europe	2,648	1	0	0	1	0	0.0	-100.0
Israel	1,883	0	0	0	0	0	0.0	-100.0
Turkey	765	1	0	0	1	0	0.0	-99.9
Other Europe	15	0	0	0	0	0	0.0	-100.0
Americas	27,140	8	157	200	365	148	1.8	-98.7
North America	23,694	8	142	198	348	144	1.7	-98.5
Canada	5,515	1	22	14	37	16	0.2	-99.3
Mexico	413	1	2	0	3	0	0.0	-99.3
United States of America	17,766	6	118	184	308	128	1.5	-98.3
Central America	44	0	0	0	0	0	0.0	-100.0
Costa Rica	33	0	0	0	0	0	0.0	-100.0
Honduras	5	0	0	0	0	0	0.0	-100.0
Jamaica	6	0	0	0	0	0	0.0	-100.0
South America	3,393	0	15	2	17	4	0.1	-99.5
Argentina	826	0	2	0	2	0	0.0	-99.8
Brazil	1,328	0	7	2	9	2	0.0	-99.3
Chile	745	0	1	0	1	0	0.0	-99.9
Colombia	232	0	2	0	2	1	0.0	-99.1
Ecuador	42	0	1	0	1	1	0.0	-97.6
Peru	128	0	0	0	0	0	0.0	-100.0
Uruguay	55	0	1	0	1	0	0.0	-98.2
Venezuela	37	0	1	0	1	0	0.0	-97.3
Other America	9	0	0	0	0	0	0.0	-100.0
Africa	850	1	24	1	26	8	0.1	-96.9
North Africa	140	0	0	0	0	0	0.0	-100.0
Morocco	92	0	0	0	0	0	0.0	-100.0
Sudan	8	0	0	0	0	0	0.0	-100.0
Tunisia	40	0	0	0	0	0	0.0	-100.0
Subsaharan Africa	705	1	24	1	26	8	0.1	-96.3
Cameroon	30	0	1	0	1	0	0.0	-96.7
Congo	7	0	0	0	0	0	0.0	-100.0
Ghana	17	0	0	0	0	0	0.0	-100.0
Kenya	48	1	2	0	3	2	0.0	-93.8
Liberia	34	0	0	0	0	0	0.0	-100.0
Nigeria	63	0	9	0	9	0	0.0	-85.7
South Africa	457	0	11	0	11	5	0.1	-97.6
Tanzania	16	0	0	1	1	0	0.0	-93.8
Uganda	21	0	0	0	0	0	0.0	-100.0
Zimbabwe	12	0	1	0	1	1	0.0	-91.7
Other Africa	5	0	0	0	0	0	0.0	-100.0
Middle East	345	3	5	1	9	2	0.0	-97.4
Egypt	79	0	1	0	1	1	0.0	-98.7
Iraq	27	0	0	1	1	0	0.0	-96.3
Jordan	50	0	3	0	3	0	0.0	-94.0
Kuwait	21	1	1	0	2	1	0.0	-90.5
Oman	20	0	0	0	0	0	0.0	-100.0
Palestine	11	0	0	0	0	0	0.0	-100.0
Qatar	6	1	0	0	1	0	0.0	-83.3
Saudi Arabia	11	0	0	0	0	0	0.0	-100.0
Syria	30	1	0	0	1	0	0.0	-96.7
United Arab Emirates	11	0	0	0	0	0	0.0	-100.0
Yemen	75	0	0	0	0	0	0.0	-100.0
Other Middle East	4	0	0	0	0	0	0.0	-100.0